



Profiles for floors of same height Projoint T

Description

Projoint T is a range of profiles designed to uncouple and decorate level floors laid with ceramic tiles, marble, granite, wood, LVT or other materials.

It is ideal to cover imperfections where coverings have been cut or when two different types of flooring (tiled floors and wood for example) have been laid adjacently.

The particular cross-section makes it ideal to offset any slight differences in height caused by the coupling of different kinds of floors (2-3mm).

The assortment of materials and finishes available, including anodized aluminium, polished or chrome-plated brass, stainless steel, natural aluminium coated with Alcrom® Plus (a film reproducing the different shades and/or finishes of wood) provide an aesthetic solution that will match almost any type of flooring in domestic or public settings.

Projoint T profiles can be applied straight onto pre-existing floors using a suitable adhesive (type PP/96).

Projoint T comes in the Flex version in anodized silver, natural brass, polished or chrome-plated brass and natural aluminium coated in Alcrom® Plus film and was designed specifically for situations in which the profile has to be shaped, using the PROFLEX machine, to match the curved edge of the joint.

Materials

Anodized aluminium

Al-Mg-Si aluminium, heat-treated in T6 (6060 T6).

The profiles are made by extrusion then anodized with a $\geq 15 \mu\text{m}$ thick layer.

The outer surface must be protected from scratches and rubbing. They present a strong resistance to chemical and atmospheric agents. When wet, concrete and its derivatives produce alkaline substances which can corrode metal (forming aluminium hydroxide) when allowed to react with the surface. For this reason, the visible surface of the profile must be quickly and delicately cleaned to remove any concrete, adhesive or grouting substances and detergents.

Anodized surfaces can become ruined through wear and foot traffic (profiles used on floors) and the original finish lost as a result.

Alcrom® Plus coated natural aluminium

Al-Mg-Si aluminium, heat-treated in T6 (6060 T6).

The profiles are extruded then coated with hard-wearing Alcrom® Plus film reproducing the different tones and/or finishes of wood.

Coated aluminium

Al-Mg-Si aluminium, heat-treated in T6 (6060 T6).

The profiles are extruded and then coated. They present a relatively good resistance to chemical and atmospheric agents but not to mechanical stress which damages the surface coating. This means they are not recommended for floor use. Concrete, adhesive, grouting materials and detergents must be immediately removed from the visible surface of the profile.

Stainless steel

AISI 304 - DIN 1.4301

Especially resistant to the main chemical and atmospheric agents, to lime, mortar, tile adhesives and cleaning products.

Also recommended for use in food industries, hospitals, external environments in general, etc.

Polished brass

Alloy CW624N UNI EN 12167

The profiles are made by extrusion. The outer surface must be protected from scratches and rubbing.

Resistance to chemical agents and mechanical stress is good. Parts of the brass in contact with the air are subject to oxidation, producing a film on the surface. In the presence of extreme humidity or corrosive agents, brass will oxidise quickly and marks may appear on the surface. Where necessary, it can be restored to its natural state with abrasives or special polishes.

Chrome-plated brass

Alloy CW624N UNI EN 12167

The profiles are extruded and then chrome-plated. Resistant to UV, chemical and atmospheric agents. Do not use chrome-plated profiles in areas subject to intense foot traffic.

General note on metals

Aluminium, stainless steel and brass are not resistant to all chemical compounds. Consequently, contact with particularly aggressive products like hydrochloric acid (HCl) and phosphoric acid (H3P04) should be avoided.

Products generally used to clean stone, ceramic and porcelain tiles, such as muriatic acid, ammonia and bleach, damage the surface finish on the metal and can cause intense corrosion. Moreover, any residues of concrete, adhesive, and grouting materials must always be removed from the surface of the profiles as quickly and delicately as possible.

If adhesive tape is used to cover the profile, it must not be left any longer than an hour.

Fixing

Fixing with PP/96 type adhesive

Remove the profile from the packaging.

Where present, also remove any protection (protective and/or shrink-wrapped film) added to protect the finish.

Measure the length required and cut the profile to this length using an appropriate tool.

Place the profile, cut to the right length, in position and fix it to the laying surface with a suitable adhesive (such as PP/96), making sure that the support is free of dirt and perfectly clean.

Press and hold evenly along the length of the profile to make sure it bonds correctly to the laying surface.

Care and maintenance

Care and maintenance procedures for the materials used to make these profiles depends largely on the type of alloy and/or finish used.

The instructions provided below describe the operations to be performed on the profile to restore it as much as possible to its original condition.

The purpose of this document is to provide as many general indications as possible to guide you on when and how to clean the product, but they should also be verified on a case-by-case basis.

It should be pointed out there are specific responsibilities in each part of the product's life cycle, starting from when it is installed the first time.

Aluminium

No special maintenance is required and aluminium products can be easily treated with colourless alcohol in a water solution or using ordinary detergents, provided they do not contain acid (hydrochloric or hydrofluoric).

Detergent products made by multiple manufacturers and sold under a variety of commercial brands can generally be used for cleaning.

Generally speaking, there are three types of products:

- Alkaline
- Neutral
- Acid

For cleaning purposes, we recommend using a neutral detergent diluted in water then rinsing with water only, using a non-abrasive sponge and/or cloth to avoid scratching and/or damaging the anodized surface.

During cleaning, the following aspects must be kept in mind at all times:

- Do not use acid or alkaline detergents because they could damage the aluminium;
- Do not use products and/or abrasive materials;
- Do not use organic solvents on painted surfaces;

- Do not use detergents without first checking their chemical composition;
- Do not apply detergents straight onto the surface to be cleaned;
- Surfaces must be “cold” (max T°= 30°C) during cleaning and not exposed to direct sunlight;
- Detergents used in cleaning must also be “cold” (max T° = 30°C) and steam sprays should not be used.

In any case, the final stage in the cleaning process is always sufficient rinsing of the parts treated with water. They must then be immediately dried using soft fabric or leather cloths. Polishes or similar products are not required.

Clean profiles carefully as soon as required, following the instructions on the product package, to prevent any residues of concrete, grout or similar substances from attacking the surface.

Stainless steel

Stainless steel surfaces can be polished with suitable, widely available products.

Stainless steel is easy to clean and extremely hygienic; the smooth, non-porous surface makes the adhesion and survival of bacteria and/or other micro-organisms.

To keep stainless steel perfectly maintained, there are just a few simple rules: wash with soap and warm water, rinse well then dry with a soft cloth. For surfaces exposed to atmospheric agents and attack, we recommend cleaning the stainless steel profile regularly to maintain the surface unaltered and prevent corrosion.

Surfaces with a brushed finish should always be cleaned in the direction of the brushing and not at an angle to it.

In the event of scratches, use a detergent/polish made specifically for stainless steel, and a soft cloth.

For cleaning, do not use any of the following:

- detergents containing hydrochloric acid (also known as muriatic acid), hydrofluoric acid or bleach; avoid direct contact on surfaces with detergents containing chlorides, unless the contact is short and the surface is well-rinsed afterwards.
- abrasive powdered detergents which could damage the surface finish of the profile.

Do not leave mild steel objects or utensils (like brushes or steel wool normally used to remove residues of mortar or similar products) in contact with stainless steel profiles for extended lengths of time. They could transfer iron particles (contamination) and trigger rust on the surface.

Do not leave damp cloths or sponges for extended lengths of time on the stainless steel surface to prevent the formation of unsightly water marks.

Brass

Brass does not require special maintenance: it can be easily cleaned with alcohol diluted in water or ordinary detergents, provided they are not acid-based. Water can be used with added neutral detergents and the final rinse with water alone. Use non-abrasive sponges or cloths which will not scrape the surface. Use polishes that are commonly available.

Fire prevention measures

In the event of fire, use chemical fire extinguishers, dry sand or solid extinguishing agents.

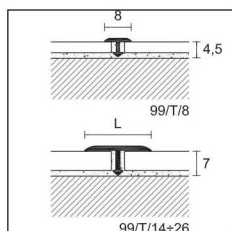
Notes:

These profiles must be handled with caution, being careful to wear suitable gloves to prevent injury and/or cuts to the hands.

The instructions and specifications provided here are the product of our experience but are only a guide, should not be considered exhaustive and must be confirmed by extensive practical applications.

Profilpas declines any responsibility for damage to people or things resulting from improper use of the product.

Users must establish for themselves if the product is suitable for the required used and they bear full responsibility for any incorrect installation of the material.





Projoint T


99/T/
 399/T/
 399/TC/

PROJOINT T

length = 270 cm - pack	50 pcs	50 pcs	30 pcs	20 pcs
width	8	14	20	26

ART. finishing
ALUMINIUM

silver anodised		75075	75080	63600	75082
gold anodised		-	75083	75084	75085
99/T/ titanium anodised		-	75099	-	-
colour-coated anthracite grey RAL 7016		-	75091	-	-

length = 270 cm - pack	-	10 pcs	-	-
width	-	14	-	-

ART. finishing
ALUMINIUM decors ALCROM® PLUS

99/T/ 97 black		-	75095	-	-
-----------------------	---	---	-------	---	---

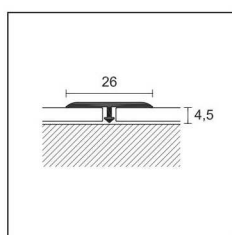
individually packed

PROJOINT T

length = 90 cm - pack 10 pcs / blister		L
--	---	----------

ART. finishing
ALUMINIUM

silver anodised		20008
499/T gold anodised		20010



99/TR/26

PROJOINT T

length = 270 cm - pack 20 pcs	LxH
-------------------------------	------------

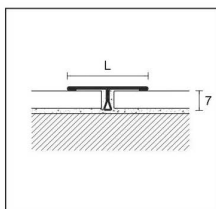
ART. finishing
ALUMINIUM

99/TR/26 silver anodised		75081
---------------------------------	---	-------

individually packed

PRO FLEX LINE



Projoint T 99/T/ can be bent with Proflex Machine.

Projoint T

 799/T/
799/TS/

PROJOINT T

length = 270 cm - pack	30 pcs	20 pcs
width	14	26



ART. finishing
STAINLESS STEEL

799/T/	polished stainless steel AISI 304 DIN 1.4301		75092	75096
799/TS/	satin stainless steel AISI 304 DIN 1.4301		75093	75097

individually packed

PROJOINT T



length = 90 cm - pack 10 pcs / blister	
--	---

4799/T	polished stainless steel AISI 304 DIN 1.4301		20001	-
4799/TS	satin stainless steel AISI 304 DIN 1.4301		20002	-

PROJOINT T

length = 270 cm - pack	50 pcs	20 pcs	20 pcs	20 pcs
width	8	14	20	26

ART. finishing
BRASS

399/T/	polished		75070	75087	75090	75088
399/TC/	chromium plated		75071	75086	-	75089

individually packed

PROJOINT T

length = 90 cm - pack 10 pcs / blister	
--	---

4399/T	polished		20016
---------------	----------	---	-------

PROJOINT T

length = 270 cm - pack 20 pcs	H
-------------------------------	----------

ART. finishing

	5
--	----------

ALUMINIUM

H/5/F drilled	silver anodised		75000
-------------------------	-----------------	---	-------

individually packed

PROJOINT T

length = 270 cm - pack 20 pcs	LxH
-------------------------------	------------

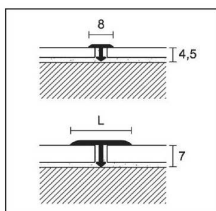
ART. finishing

	26 x 4,5
--	-----------------

ALUMINIUM

99/TR/26	silver anodised		75081
-----------------	-----------------	---	-------

individually packed

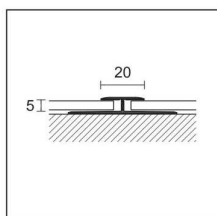


PPDESIGN

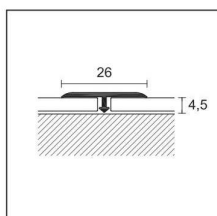
 399/T/
399/TC/

PRO FLEX LINE

Projoint T 399/T/ and 399/TC/ can be bent with Proflex Machine.



H/5/F



99/TR/26