

Movement joints Cerfix[®] Projoint DIL NJ NL

Description

Projoint DIL is a range of movement joints for tiled floors which are normally subject to expansion/movement. They are especially suitable for large surface areas, along movement joints in concrete slabs to absorb expansion and/or contraction movements and deaden vibrations.

Projoint DIL NJ are co-extruded PVC profiles to create joints which can accommodate movement when laying tiled floors. They assure the joint can accommodate contraction and traction movements in the floor.

Projoint DIL NJ SA are co-extruded PVC profiles to create edging joints which can accommodate movement when laying tiled floors. They assure the joint can accommodate contraction and traction movements in the floor.

Projoint DIL NL are co-extruded PVC profiles to create joints which can accommodate movement when laying tiled floors. They assure the joint can accommodate contraction and traction movements in the floor.

Details of joint specifications and distance between them must be specified by an engineer or are laid down in UNI 11493-1 (8.7).

Materials

PVC Co-extruded PVC Rigid/Plasticised

Lead-free, self-extinguishing rigid PVC vinyl compound. Stabilised, eco-compatible, based on Ca-Zn salts.

Plasticised PVC compound, lead-free, self-extinguishing. Stabilised, eco-compatible, based on Ca-Zn salts.

Fixing

Fixing with adhesive

Remove the profile from the packaging.

Check that the thickness of the covering/flooring to be laid is not greater than the dimension of the profile (see label).

Measure the length required and cut the profile to this length using an appropriate tool.

Level the adhesive on the laying surface using a toothed spreader.

Press the perforated surfaces of the joint into the adhesive and line it up perfectly with the one in the substrate.

Lay the tiles near the joint so that the profile edge is flush with the tile edge and at the right distance to leave the necessary gap (usually 1-2mm).

Fill any gaps left between the tile and the profile with a suitable grout.

Remove any excess grout, adhesive, solvents etc. with a soft sponge and water within ten minutes of application.

Care and maintenance

Care and maintenance procedures for the materials used to make these profiles depends largely on the type of alloy and/or finish used. The instructions provided below describe the operations to be performed on the profile to restore it as much as possible to its original condition. The purpose of this document is to provide as many general indications as possible to guide you on when and how to clean the product, but they should also be verified on a case-by-case basis.

It should be pointed out there are specific responsibilities in each part of the product's life cycle, starting from when it is installed the first time.

PVC

Does not need any special maintenance; they can be easily treated with colourless alcohol diluted in water or using normal detergents, provided they are not acid or alkaline based and also diluted in water; use only water for the final rinse.

Use non-abrasive sponges or cloths which will not scrape the surface.

Fire prevention measures

In the event of fire, use chemical fire extinguishers, dry sand or solid extinguishing agents.

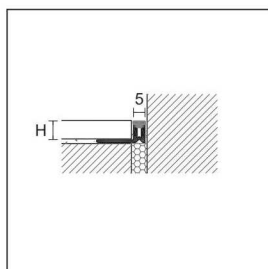
Notes:

These profiles must be handled with caution, being careful to wear suitable gloves to prevent injury and/or cuts to the hands.

The instructions and specifications provided here are the product of our experience but are only a guide, should not be considered exhaustive and must be confirmed by extensive practical applications.

Profilpas declines any responsibility for damage to people or things resulting from improper use of the product.

Users must establish for themselves if the product is suitable for the required used and they bear full responsibility for any incorrect installation of the material.

NJ - NL


NJ/SA

PROJOINT DIL

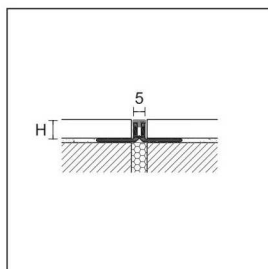
length = 270 cm - pack 20 pcs

		H				
ART.	finishing	4,5	8	10	12,5	15

CO-EXTRUDED PVC

NJ/SA	light grey RAL 7035		99755	99751	99761	99771	99781
	stone grey RAL 7030		99756	99753	99763	99773	99783

no partial packaging - SA = without flange




NJ/

PROJOINT DIL

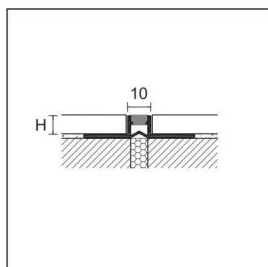
length = 270 cm - pack 20 pcs

		H				
ART.	finishing	4,5	8	10	12,5	15

CO-EXTRUDED PVC

NJ/	light grey RAL 7035		99757	99750	99760	99770	99780
	stone grey RAL 7030		99758	99752	99762	99772	99782

no partial packaging







NL/

PROJOINT DIL

length = 270 cm - pack 20 pcs

		H				
ART.	finishing	8	10	12,5	15	20

CO-EXTRUDED PVC

NL/	grey+grey RAL 7035		99700	99710	99720	-	-
	stone grey+ stone grey RAL 7030		99704	99714	99724	99734	99744
	white+white		99702	99712	99722	-	-
	black+black RAL 9005		99703	99713	99723	-	-

no partial packaging