



Skirting Boards Metal Line 89

Description

Metal Line 89, in anodized aluminium and available in different finishes and heights, allowing you to create an elegant and refined wall-to-floor connection, meeting the technical requirements of floating floors and concealing minimum perimeter expansion spaces. It is quick and easy to fix to the wall using appropriate adhesive agents (type PP/96).

Special components are available to create connectors, which act as external/internal corners and terminal caps, providing a smooth linear finish.

Metal Line 89 is also available in the I design version with new finishes dedicated to the world of architecture.

Titanium anodized aluminum models are not recommended for outdoor use.

Materials

Anodized aluminum

Al-Mg-Si Alloy heat treated to T6 temper (6060 T6).

These profiles are made by extrusion and subsequently anodized with a thickness $\geq 15 \mu\text{m}$.

The outer surface must be protected from scratches and rubbing. They are well-resistant to chemical and atmospheric agents. Wet cement and its derivatives produce alkaline substances that, when left to act on the surface, can corrode metal (formation of aluminum hydroxide). For this reason, the visual surface of the profile must be cleaned thoroughly of cements, adhesives and caulking or stopping material and detergents.

As a result of wear and treading (when these profiles are used on flooring), anodized surfaces wear down, losing their original finish.

High shine aluminum

Al-Mg-Si Alloy heat treated to T6 temper (6463 T6).

These profiles are made by extrusion and subsequently treated and mechanically worked.

They guarantee a discernible resistance to chemical agents. Wet cement and its derivatives produce alkaline substances that, when left to act on the surface, can corrode metal (formation of aluminum hydroxide). For this reason, the visual surface of the profile must be cleaned thoroughly of cements, adhesives and caulking or stopping material and detergents. Do not use profiles in high shine aluminum on floors and outdoors.

Varnished aluminum

Al-Mg-Si Alloy heat treated to T6 temper (6060 T6).

These profiles are made by extrusion and subsequently varnished.

They present a distinct resistance to chemical and atmospheric agents, though they cannot handle mechanical stress, which damages the enamel surface; use of this material is not recommended for floors. Cement, adhesives and caulking and stopping material and detergents must be immediately cleaned from the visible surface of the profile.

Anti-bacterial coated aluminium

Al-Mg-Si aluminium, heat-treated in T6 (6060 T6).

The profiles are extruded and then coated with special anti-bacterial technology. The surface reduces the most hazardous bacteria by up to 99%. This technology has been tested to the most stringent standards under international standard JID Z 2810:2000. They also present a relatively good resistance to chemical and atmospheric agents but not to mechanical stress which damages the surface coating. This means they are not recommended for floor use. Concrete, adhesive, grouting materials and detergents must be immediately removed from the visible surface of the profile.

General note on metals

Aluminium are not resistant to all chemical compounds and it would thus be necessary to keep them away from particularly aggressive products such as hydrochloric acid (HCl) and phosphoric acid (H₃PO₄).

Products that can be used for cleaning stones, ceramics and gres, namely muriatic acid, ammonia, bleach or sodium hypochlorite damage the surface finish of the metal and may cause intense corrosive reactions. Therefore, it is necessary to always remove, and as fast and gently as possible, residues of cement, adhesives and caulking or stopping material and detergents from the surface of profiles.

In case you used an adhesive tape to mask the profiles, we recommend to remove the tape within 1 hour.

Laying

Laying instructions using Adhesives Type PP/96

Take the skirting board out of the packaging.

Remove, wherever present, the protection (protective and/or thermo-shrink film) of the product's finish.

Measure and cut the skirting board to the required length with the proper tools.

Verifying that the laying area is perfectly clean and then place the skirting board, now cut to measure, in the correct position, fixing it to the wall with the appropriate adhesive (type PP/96).

Keep sufficiently even pressure for a few minutes on the entire length of the skirting board in order to ensure sufficient adhesion to the laying surface.

Care and maintenance

The care and maintenance of the materials used for the realization of these profiles are closely linked to the type of alloy and/or used finishing. The instructions below describe the operations to which it must submit the profile in order to restore as much as possible its original appearance. The intent of this is to provide all those general guidelines that can serve as guidelines in the choice of when and how to clean, but they will have to be checked case by case. It must be underlined that there are already precise specifications responsibility at every stage of product life since its installation.

Aluminum

These need no particular maintenance and are easily cared for with colorless alcohol diluted in water or with normal detergents, though not acid-based products (e.g. hydrochloric or hydrofluoric acid).

For cleaning tasks, a wide array of detergents coming in a variety of commercial brands and of numerous manufacturers are generally used.

In general, there are three product types:

- Alkaline type
- Neutral type
- Acid type

For cleaning, neutral detergent diluted in water and a rinsing agent of solely water is recommended, using a sponge and/or non-abrasive cloth to prevent scratches and/or damage to the anodization, shine or varnish.

During cleaning, the following should be kept in mind:

- Do not use acid or alkaline detergents, since they can damage aluminum;
- Do not use abrasive products and/or materials;
- Do not use organic solvents on varnished surfaces;
- Do not use detergents with unknown chemical compositions;
- Do not apply detergents directly to the surface to be cleaned;
- Surfaces must be relatively "cold" when cleaning (Max. Temp = 30°C) and not exposed directly to sunlight;
- Detergents used for cleaning must be in turn "cold" (Max. Temp = 30°C) and spray devices must not be used.

In any case, the last phase of cleaning is always an adequate rinsing with water on the part that has been treated, followed immediately by drying with a soft cloth or rag. Maintenance with polishing products or similar is unnecessary.

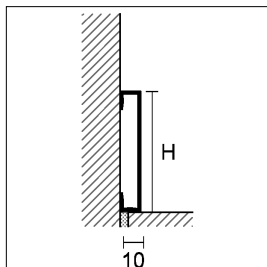
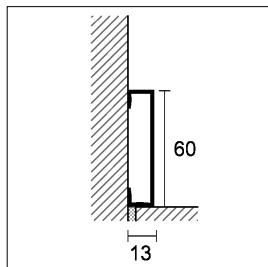
Effect a quick and accurate cleaning of the profile, according to the indications on the product's packaging, in order to prevent possible cement deposits, caulking material or similar products that may end up attacking the surface layers.

Fire Control Measures

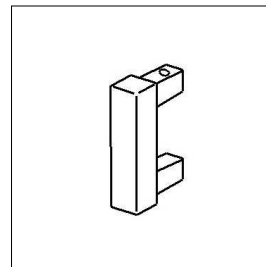
In case of fire, extinguish with fire-fighting chemical products, dry sand or solid fire-extinguishing agents

Note

These profiles must be handled with care, taking the necessary steps to use suitable gloves to prevent wounds such as cuts to the hand. All indications and instructions here have come from our own experience to be understood as purely informative and will have to be confirmed through exhaustive practical experience. Profilpas will not be held responsible for any personal injury or material damage from improper use of the product. The user is responsible for establishing whether the product is suitable for the task and likewise must assume all responsibility for incorrect laying of material.










Metal Line 89

 89/4
 89/6
 89/8


89/613


 89/4EI
 89/6EI
 89/8EI
 89/613EI

METAL LINE 89

length = 200 cm - pack 25 pcs










		H cm			
ART.	finishing	4	6	8	
ALUMINIUM					
	silver anodised		78378	78478	78487
	titanium anodised		78521	78522	-
89/	colour-coated matt white RAL 9010		78517	78518	-
	colour-coated ancient grey		78515	78485	-
	colour-coated rust		78516	-	-
89/ TM	bright satin titanium		78388	78480	-
TREND COLOR STONE					
89/	colour-coated white stone		78481	-	-
	colour-coated black stone		78482	-	-
COLOUR-COATED ALUMINIUM ANTIBACTERIAL					
89H/	colour-coated white RAL 9003 antibacterial		-	78531	-

individually packed

Ancient grey, RAL 9003, RAL 7038, RAL 8019, RAL 9006, RAL 9007 colour-coated aluminium skirting boards are available on request, with a minimum order of 300 meters. For other colours, please contact our sales department.

INSIDE/OUTSIDE CORNER - RIGHT/LEFT END CAP

pack 4 pcs

		H cm			
ART.	finishing	4	6	8	
ALUMINIUM					
	silver anodised		78505	78506	78527
	titanium anodised		78523	78524	-
89/ EI	colour-coated matt white RAL 9010		78519	78520	-
	colour-coated ancient grey		78512	78513	-
	colour-coated rust		78514	-	-
89/ TMEI	bright satin titanium		78509	78510	-
89/ EI	colour-coated white stone		78507	-	-
	colour-coated black stone		78508	-	-
89H/ EI	colour-coated white RAL 9003 antibacterial		-	78533	-

no partial packaging

Metal Line 89
METAL LINE - I DESIGN

length = 200 cm - pack 25 pcs

		H	
ART.	finishing	4	6
ANODISED ALUMINIUM			
	platinum	31400	31402
	titanium	31410	31412
89/	brown	31420	31422
	dark brown	31430	31432
	carbon	31440	31442

individually packed

OUTSIDE / INSIDE CORNERS / END CAPS

pack 2 pcs

		H	
ART.	finishing	4	6
ANODISED ALUMINIUM			
	platinum	31450	31452
	titanium	31460	31462
89/ EI	brown	31470	31472
	dark brown	31480	31482
	carbon	31490	31492

no partial packaging


89/6L silver anodised aluminium
PROLIGHT METAL LINE 89

length = 200 cm - pack 25 pcs

		H cm	
ART.	finishing	6	
ALUMINIUM			
89/6L	silver anodised	86000	

individually packed

INSIDE/OUTSIDE CORNER - RIGHT/LEFT END CAP

pack 4 pcs

		H cm	
ART.	finishing	6	
ALUMINIUM			
89/6EI	silver anodised	78506	

no partial packaging


Metal Line 89
METAL LINE 89/613

length = 200 cm - pack 25 pcs	H cm
-------------------------------	-------------

ART. finishing	6
-----------------------	----------

ALUMINIUM

silver anodised		78486
-----------------	---	-------

89/613 colour-coated matt white RAL 9010		78488
---	---	-------

individually packed

INSIDE/OUTSIDE CORNER - RIGHT/LEFT END CAP

pack 4 pcs	H cm
------------	-------------

ART. finishing	6
-----------------------	----------

ALUMINIUM

silver anodised		78525
-----------------	---	-------

89/613 EI colour-coated matt white RAL 9010		78526
--	---	-------

no partial packaging