

Skirting boards PVC Line

8612



8613



8614



Description

PVC Line 8612, 8613 and 8614 are non-toxic, shock-proof foam PVC skirting boards coated with a decorative, UV-resistant film. Depending on the model, they can be fixed using suitable adhesives (such as PP/96) or snapped into place using the PVC clip that can be screwed to the wall.

PVC Line 8614 is ideal for renovation projects, to fit over any previous skirting boards.

PVC Line 8612, 8613 and 8614 do not contain formaldehyde (UNI EN 717-2 1996:1996), easily support humid environments (water absorption <1% UNI EN ISO 62:2008), withstands cold liquids (UNI EN 12720:2009), stand up to AC3 collision and abrasion (EN 13329/00).

Materials

Foam PVC compound, lead-free, self-extinguishing. Stabilised, eco-compatible, based on Ca-Zn salts.

Fixing

Fixing with PP/96 type adhesive

Remove the skirting board from the packaging.

Where present, also remove any protection (protective and/or shrink-wrapped film) added to protect the finish. Measure the length required and cut the skirting board to this length using an appropriate tool.

Place the skirting board, cut to the right length, in position and fix it to the support with a suitable adhesive (such as PP/96), making sure that the support is free of dirt and perfectly clean.

Press and hold evenly along the length of the skirting board to make sure it bonds correctly to the surface.

Fixing using 8608/C clip for 8613 only

Remove the skirting board from the packaging.

Where present, also remove any protection (protective and/or shrink-wrapped film) added to protect the finish. Measure the length required and cut the skirting board to this length using an appropriate tool.

Bring the PVC supports into the wall, making sure the base sticks to the floor. Using a permanent marker, mark the exact position in which to drill the holes (we recommend fixing supports to the wall every 40/50 cm).

Remove the supports and drill the floor in the exact positions that you previously marked, being careful to check the exact size of the screws and plugs needed.

Care and maintenance

Care and maintenance procedures for the materials used to make these profiles depends largely on the type of alloy and/or finish used.

The instructions provided below describe the operations to be performed on the profile to restore it as much as possible to its original condition.

The purpose of this document is to provide as many general indications as possible to guide you on when and how to clean the product, but they should also be verified on a case-by-case basis.

It should be pointed out there are specific responsibilities in each part of the product's life cycle, starting from when it is installed the first time.

PVC- does not require special maintenance: it can be easily cleaned with colourless alcohol diluted in water or ordinary detergents.

Fire prevention measures

In the event of fire, use chemical fire extinguishers, dry sand or solid extinguishing agents.

Notes:

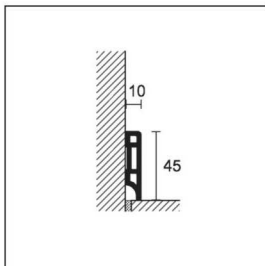
These profiles must be handled with caution, being careful to wear suitable gloves to prevent injury and/or cuts to the hands.

The instructions and specifications provided here are the product of our experience but are only a guide, should not be considered exhaustive and must be confirmed by extensive practical applications.

Profilpas declines any responsibility for damage to people or things resulting from improper use of the product.

Users must establish for themselves if the product is suitable for the required used and they bear full responsibility for any incorrect installation of the material.

8612 – 8613 - 8614




8612/10

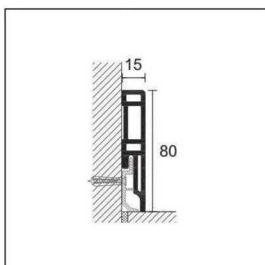
PVC LINE

length 250 cm - pack 20 pcs

FOAM PVC COVERED WITH FILM

ART.	decors	decor	ALCROM® PLUS
8612/10	96		29970

no partial packaging



8613



PVC LINE

length = 250 cm - pack 20 pcs

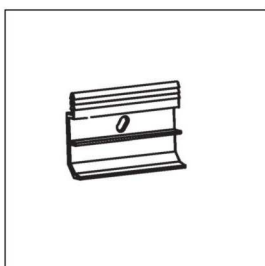
H cm

FOAM PVC COVERED WITH FILM

8

ART.	decors		
8613	96		29971
8613	98		29973

no partial packaging

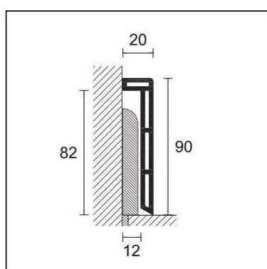


8608/C

FIXING CLIPS FOR ITEM 8613

pack of 100 pcs

8608/C			29751
--------	--	--	-------



8614

PVC LINE

length = 250 cm - pack 20 pcs

H cm

FOAM PVC COVERED WITH FILM

9

ART.	decors		
8614	96		29972

no partial packaging