



**Skirting board
 PVC Line
 8602
 8603
 8607**

Description

PVC Line 8602, 8603 and 8607 are a range of shock-proof, foam PVC skirting boards.

They are especially recommended for DIY use being so quick and easy to apply using special spring steel clips.

They come in different colours and also have a decorative function meaning they can hide the gap at the edge of wood and laminate floating floors.

Special components are available to create joints with the following functions: external corners, internal corners, joints and edging trims, to create uniform, linear finishes.

Materials

Foam PVC

Foam PVC compound, lead-free, self-extinguishing. Stabilised, eco-compatible, based on Ca-Zn salts.

Fixing

Fixing with spring steel clips Item No. 8602/C

Remove the skirting board from the packaging.

Where present, also remove any protection (protective and/or shrink-wrapped film) added to protect the finish. Measure the length required and cut the skirting board to this length using an appropriate tool.

Bring the spring steel supports into the wall, making sure the base sticks to the floor.

Using a permanent marker, mark the exact position where to drill the holes (we recommend fixing supports to the wall every 40 cm).

Remove the supports and drill the floor in the exact positions that you previously marked, being careful to check the exact size of the screws and plugs needed.

Place the plugs in the holds, reposition the supports over the holes and screw them to the wall.

Cut the skirting board to length then position it correctly and press down on it over the supports to clip it fully into place and in proper alignment with the wall, making sure that the support is free of dirt and perfectly clean.

Care and maintenance

Care and maintenance procedures for the materials used to make these profiles depends largely on the type of alloy and/or finish used.

The instructions provided below describe the operations to be performed on the profile to restore it as much as possible to its original condition.

The purpose of this document is to provide as many general indications as possible to guide you on when and how to clean the product, but they should also be verified on a case-by-case basis.

It should be pointed out there are specific responsibilities in each part of the product's life cycle, starting from when it is installed the first time.

PVC- does not require special maintenance: it can be easily cleaned with colourless alcohol diluted in water or ordinary detergents.

Fire prevention measures

In the event of fire, use chemical fire extinguishers, dry sand or solid extinguishing agents.

Notes:

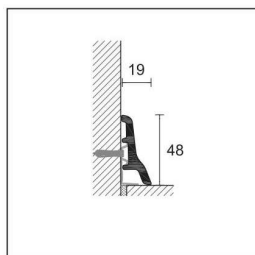
These profiles must be handled with caution, being careful to wear suitable gloves to prevent injury and/or cuts to the hands.

The instructions and specifications provided here are the product of our experience but are only a guide, should not be considered exhaustive and must be confirmed by extensive practical applications.

Profilpas declines any responsibility for damage to people or things resulting from improper use of the product.

Users must establish for themselves if the product is suitable for the required used and they bear full responsibility for any incorrect installation of the material.

8602



8602

PVC LINE

length 250 cm - pack 40 pcs

FOAM PVC

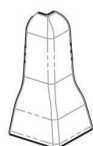
H = 48 mm

| ART. | decors | |
|-------------|--------|-------|
| | 555 | 29530 |
| 8602 | 556 | 29532 |
| | 557 | 29534 |

no partial packaging



8602/I



8602/E



8602/G



8602/P

INSIDE CORNER

pack 10 pcs

POLYPROPYLENE

H = 48 mm

| ART. | decors | |
|---------------|--------|-------|
| | 555 | 29578 |
| 8602/I | 556 | 29580 |
| | 557 | 29582 |

no partial packaging

OUTSIDE CORNER

pack 10 pcs

POLYPROPYLENE

H = 48 mm

| ART. | decors | |
|---------------|--------|-------|
| | 555 | 29628 |
| 8602/E | 556 | 29630 |
| | 557 | 29632 |

no partial packaging



8602/C fixing clips

JUNCTION

pack 10 pcs

POLYPROPYLENE

H = 48 mm

| ART. | decors | |
|---------------|--------|-------|
| | 555 | 29678 |
| 8602/G | 556 | 29680 |
| | 557 | 29682 |

no partial packaging

RIGHT/LEFT END CAPS

pack 10 pcs

POLYPROPYLENE

H = 48 mm

| ART. | decors | |
|---------------|--------|-------|
| | 555 | 29728 |
| 8602/P | 556 | 29730 |
| dx/sx | 557 | 29732 |

no partial packaging

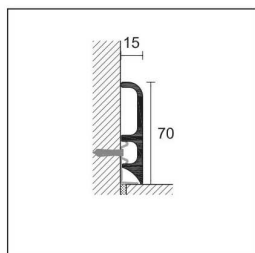
FIXING CLIPS

10 blister packs/ 20 pcs/blister

| | |
|---------------|-------|
| 8602/C | 29750 |
|---------------|-------|



8603



8603

PVC LINE

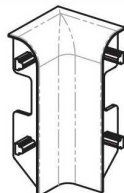
length 250 cm - pack 40 pcs

FOAM PVC

H = 70 mm

| ART. | decors | |
|------|--------|-------|
| 8603 | 532 | 30144 |
| | 542 | 30154 |
| | 545 | 30158 |
| | 555 | 30160 |
| | 556 | 30162 |
| | 557 | 30164 |

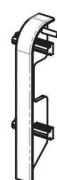
no partial packaging



8603/I



8603/E



8603/G



8603/P

INSIDE CORNER

pack 10 pcs

POLYPROPYLENE

H = 70 mm

| ART. | decors | |
|--------|--------|-------|
| 8603/I | 532 | 30194 |
| | 542 | 30204 |
| | 545 | 30208 |
| | 555 | 30210 |
| | 556 | 30212 |
| | 557 | 30214 |

no partial packaging

JUNCTION

pack 10 pcs

POLYPROPYLENE

H = 70 mm

| ART. | decors | |
|--------|--------|-------|
| 8603/G | 532 | 30294 |
| | 542 | 30304 |
| | 545 | 30308 |
| | 555 | 30310 |
| | 556 | 30312 |
| | 557 | 30314 |

no partial packaging

FIXING CLIPS

10 blister packs/ 20 pcs/blister

| | |
|--------|-------|
| 8602/C | 29750 |
|--------|-------|



8602/C fixing clips

OUTSIDE CORNER

pack 10 pcs

POLYPROPYLENE

H = 70 mm

| ART. | decors | |
|--------|--------|-------|
| 8603/E | 532 | 30244 |
| | 542 | 30254 |
| | 545 | 30258 |
| | 555 | 30260 |
| | 556 | 30262 |
| | 557 | 30264 |

no partial packaging

RIGHT/LEFT END CAPS

pack 10 pcs

POLYPROPYLENE

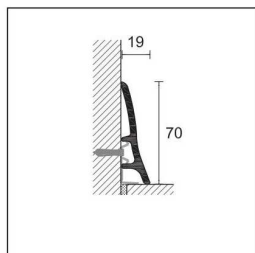
H = 70 mm

| ART. | decors | |
|-----------------|--------|-------|
| 8603/P dx/sx | 532 | 30344 |
| | 542 | 30354 |
| | 545 | 30358 |
| | 555 | 30360 |
| | 556 | 30362 |
| | 557 | 30364 |

no partial packaging



8607



8607

PVC LINE

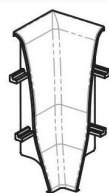
length 250 cm - pack 40 pcs

FOAM PVC

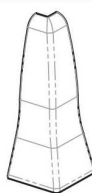
H = 70 mm

| ART. | decors | |
|------|--------|-------|
| 8607 | 532 | 30414 |
| | 542 | 30424 |
| | 545 | 30428 |
| | 555 | 30430 |
| | 556 | 30432 |
| | 557 | 30434 |

no partial packaging



8607/I



8607/E



8607/G



8607/P

INSIDE CORNER

pack 10 pcs

POLYPROPYLENE

H = 70 mm

| ART. | decors | |
|--------|--------|-------|
| 8607/I | 532 | 30464 |
| | 542 | 30474 |
| | 545 | 30478 |
| | 555 | 30480 |
| | 556 | 30482 |
| | 557 | 30484 |

no partial packaging

JUNCTION

pack 10 pcs

POLYPROPYLENE

H = 70 mm

| ART. | decors | |
|--------|--------|-------|
| 8607/G | 532 | 30564 |
| | 542 | 30574 |
| | 545 | 30578 |
| | 555 | 30580 |
| | 556 | 30582 |
| | 557 | 30584 |

no partial packaging

FIXING CLIPS

10 blister packs/ 20 pcs/blister

| | |
|--------|-------|
| 8602/C | 29750 |
|--------|-------|

OUTSIDE CORNER

pack 10 pcs

POLYPROPYLENE

H = 70 mm

| ART. | decors | |
|--------|--------|-------|
| 8607/E | 532 | 30514 |
| | 542 | 30524 |
| | 545 | 30528 |
| | 555 | 30530 |
| | 556 | 30532 |
| | 557 | 30534 |

no partial packaging

RIGHT/LEFT END CAPS

pack 10 pcs

POLYPROPYLENE

H = 70 mm

| ART. | decors | |
|-------------|--------|-------|
| 8607P dx/sx | 532 | 30614 |
| | 542 | 30624 |
| | 545 | 30628 |
| | 555 | 30630 |
| | 556 | 30632 |
| | 557 | 30634 |

no partial packaging



8602/C fixing clips

