



**Skirting board
PVC Line
8596
8598
8580
8582**

Description

PVC Line 8596, 8598, 8580 and 8582 are a range of shock-proof, foam PVC skirting boards. They are especially recommended for DIY use being so quick and easy to apply using specific adhesives (such as PP/96). The shape and soft backing material allow the board to adhere smoothly to any kind of support, even when not perfectly flat. They come in a variety of colours.

Materials

Foam PVC

Foam PVC compound, lead-free, self-extinguishing. Stabilised, eco-compatible, based on Ca-Zn salts.

Fixing

Fixing with PP/96 type adhesive

Remove the skirting board from the packaging.

Where present, also remove any protection (protective and/or shrink-wrapped film) added to protect the finish. Measure the length required and cut the skirting board to this length using an appropriate tool.

Place the skirting board, cut to the right length, in position and fix it to the support with a suitable adhesive (such as PP/96), making sure that the support is free of dirt and perfectly clean.

Press and hold evenly along the length of the skirting board to make sure it bonds correctly to the surface.

Care and maintenance

Care and maintenance procedures for the materials used to make these profiles depends largely on the type of alloy and/or finish used. The instructions provided below describe the operations to be performed on the profile to restore it as much as possible to its original condition. The purpose of this document is to provide as many general indications as possible to guide you on when and how to clean the product, but they should also be verified on a case-by-case basis.

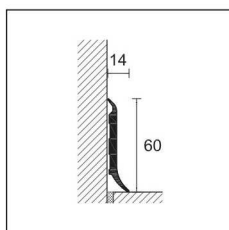
It should be pointed out there are specific responsibilities in each part of the product's life cycle, starting from when it is installed the first time. PVC- does not require special maintenance: it can be easily cleaned with colourless alcohol diluted in water or ordinary detergents.

Fire prevention measures

In the event of fire, use chemical fire extinguishers, dry sand or solid extinguishing agents.

Notes:

These profiles must be handled with caution, being careful to wear suitable gloves to prevent injury and/or cuts to the hands. The instructions and specifications provided here are the product of our experience but are only a guide, should not be considered exhaustive and must be confirmed by extensive practical applications. Profilpas declines any responsibility for damage to people or things resulting from improper use of the product. Users must establish for themselves if the product is suitable for the required used and they bear full responsibility for any incorrect installation of the material.

8596 – 8598 – 8580 - 8582


8596

PVC LINE

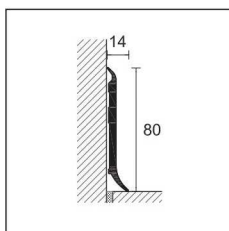
length = 250 cm - pack 40 pcs

FOAM PVC

H = 60 mm

ART.	decors		decors		decors	
		518 30800		531 30812		542 30824
		524 30804		532 30814		545 30828
8596		525 30806		533 30816		white 555 30830
		528 30808		536 30820		light grey 556 30832
		530 30810		540 30822		black 557 30834

no partial packaging



8598

PVC LINE

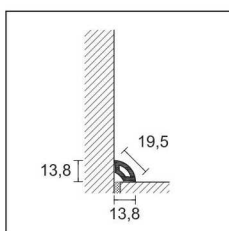
length = 250 cm - pack 40 pcs

FOAM PVC

H = 80 mm

ART.	decors	
8598		white 555 30880
		light grey 556 30882
		black 557 30884

no partial packaging



8580

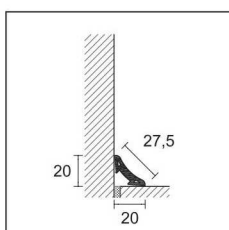
PVC LINE

length = 250 cm - pack 80 pcs

FOAM PVC

ART.	decors		decors	
8580		532 30764		white 555 30780
		542 30774		light grey 556 30782
		545 30778		black 557 30784

no partial packaging



8582

PVC LINE

length = 250 cm - pack 60 pcs

FOAM PVC

ART.	decors		decors	
8582		532 30714		white 555 30730
		542 30724		light grey 556 30732
		545 30728		black 557 30734

no partial packaging