



**Skirting board
PVC Line
170
169
171**

Description

PVC Line 170, 169 and 171 are part of a range of hygienic corner profiles in plasticised PVC. They are ideal for carpeted and PVC floors, levelling out curvature between floor and covering.

Materials

Plasticised PVC

Plasticised PVC compound, lead-free, self-extinguishing. Stabilised, eco-compatible, based on Ca-Zn salts.

Fixing

Fixing with neoprene adhesive

Remove the profile from the packaging.

Where present, also remove any protection (protective and/or shrink-wrapped film) added to protect the finish.

Measure the length required and cut the profile to this length using an appropriate tool.

Place the profile, cut to the right length, in position and fix it to the laying surface with a neoprene adhesive, making sure that the support is free of dirt and perfectly clean.

Press and hold evenly along the length of the profile to make sure it bonds correctly to the laying surface.

Care and maintenance

Care and maintenance procedures for the materials used to make these profiles depends largely on the type of alloy and/or finish used.

The instructions provided below describe the operations to be performed on the profile to restore it as much as possible to its original condition.

The purpose of this document is to provide as many general indications as possible to guide you on when and how to clean the product, but they should also be verified on a case-by-case basis.

It should be pointed out there are specific responsibilities in each part of the product's life cycle, starting from when it is installed the first time.

PVC- does not require special maintenance: it can be easily cleaned with colourless alcohol diluted in water or ordinary detergents.

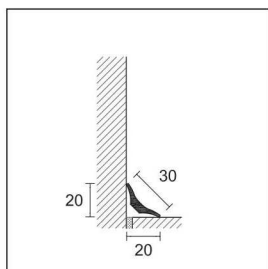
Fire prevention measures

In the event of fire, use chemical fire extinguishers, dry sand or solid extinguishing agents.

Notes:

These profiles must be handled with caution, being careful to wear suitable gloves to prevent injury and/or cuts to the hands.
The instructions and specifications provided here are the product of our experience but are only a guide, should not be considered exhaustive and must be confirmed by extensive practical applications.
Profilpas declines any responsibility for damage to people or things resulting from improper use of the product.
Users must establish for themselves if the product is suitable for the required used and they bear full responsibility for any incorrect installation of the material.

170 - 169 - 171



170

PVC LINE - COVE-SHAPED

length = 200 cm - pack 50 pcs

H

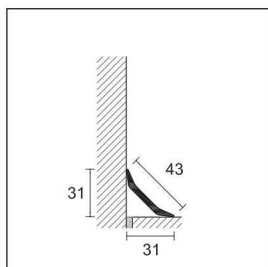
ART. finishing

20

PVC

170	black		19200
------------	-------	--	-------

no partial packaging



169

PVC LINE - COVE-SHAPED

length = 200 cm - pack 50 pcs

H

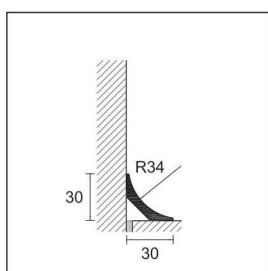
ART. finishing

31

PVC

169	black		19195
------------	-------	---	-------

no partial packaging



171

PVC LINE - COVE-SHAPED

length = 200 cm - pack 50 pcs

H

ART. finishing

30

PVC

171	black		19205
------------	-------	---	-------

no partial packaging

All articles PVC line cove-shaped should be stored horizontally.