

glassprofile



glassprofile

Glass Profile è una linea di profili in acciaio inox per la realizzazione di piatti doccia filo pavimento. Coprendo elegantemente il dislivello del piano inclinato con pendenza al 2%, Glass Profile crea una superficie complanare dal design moderno e lineare. L'utilizzo di acciaio inox garantisce inoltre un'ottima durata nel tempo, assicurando un prodotto di elevato contenuto estetico e funzionale.

Glass Profile is a line of stainless steel profiles for the creation of floor-level shower surfaces. Glass Profile creates a coplanar surface characterized by a modern and linear design, by covering the difference in height of the surface with 2% slope. The use of stainless steel guarantees an excellent duration over time and a high aesthetic and functional value of the product.







GPS1/



GPS1/DX/10 acciaio inox AISI 304 DIN 1.4301 verniciato nero opaco RAL 9005
GPS1/DX/10 matt black RAL 9005 colour-coated stainless steel AISI 304 DIN 1.4301

Glass Profile GPS1/ è un profilo in acciaio inox per l'inserimento di pareti di separazione in vetro di docce a filo pavimento.

GPS1/ è provvisto sul lato interno della doccia di pendenza al 2% per una soluzione estetica perfetta di tutto il piano inclinato.

GPS/6 è il terminale a completamento del profilo per nascondere la sezione in vista della parete in vetro.

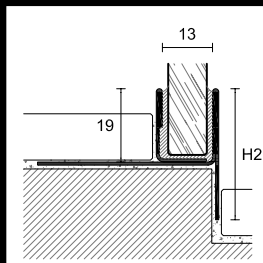
Entrambi sono disponibili nelle versioni in acciaio inox satinato e acciaio inox verniciato nero opaco RAL 9005.

Glass Profile GPS1/ is a stainless steel profile for the insertion of glass walls of floor-level showers.

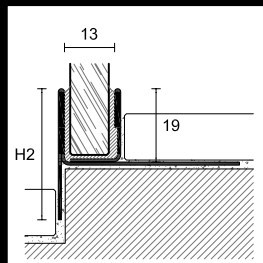
GPS1/ is provided with a 2% slope on the shower inner side for a perfect aesthetic solution of the sloped surface.

GPS/6 is the end cap that completes the profile to hide the visible section of the glass wall.

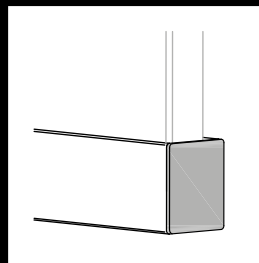
Both are available in satin stainless steel and matt black RAL 9005 colour-coated stainless steel.



GPS1/SX/19



GPS1/DX/19



GPS/6

GPS2/ GPS14/



GPS2/19 acciaio inox satinato AISI 304 DIN 1.4301
GPS2/19 satin stainless steel AISI 304 DIN 1.4301



GPS14/12 acciaio inox satinato AISI 304 DIN 1.4301
GPS14/12 satin stainless steel AISI 304 DIN 1.4301

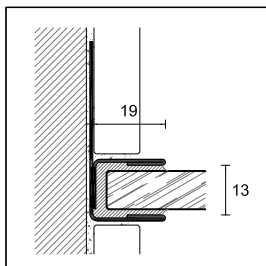
Glass Profile GPS2/ è un profilo in acciaio inox per l'inserimento di pareti di separazione in vetro a rivestimento. Di semplice montaggio, è adatto a piastrelle di qualsiasi spessore e non necessita di forature. GPS/6 è il terminale a completamento del profilo per nascondere la sezione in vista della parete in vetro. Entrambi sono disponibili nelle versioni in acciaio inox satinato e acciaio inox verniciato nero opaco RAL 9005.

Glass Profile GPS2/ is a stainless steel profile for the insertion of glass walls on the wall covering. It is easy to install, is suitable for tiles of any thickness and does not need drillings. GPS/6 is the end cap that completes the profile to hide the visible section of the glass wall.

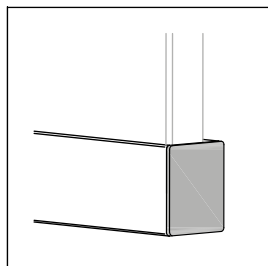
Both are available in satin stainless steel and matt black RAL 9005 colour-coated stainless steel.

Glass Profile GPS14/ è un profilo in acciaio inox adatto all'inserimento di pareti in vetro. Il profilo va fissato direttamente sui rivestimenti già posati.

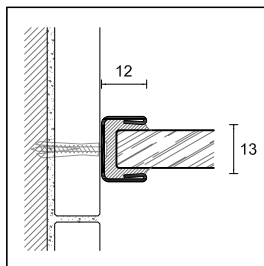
Glass Profile GPS14/ is a stainless steel profile suitable for the insertion of glass walls on the wall covering. This profile can be directly installed on wall coverings already laid.



GPS2/19



GPS/6



GPS14/12

GPS3/



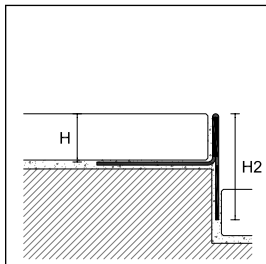
GPS3/SX/10 acciaio inox satinato AISI 304 DIN 1.4301
GPS3/SX/10 satin stainless steel AISI 304 DIN 1.4301

Glass Profile GPS3/ è un profilo in acciaio inox provvisto sul lato interno della doccia di pendenza al 2% per una soluzione estetica perfetta dei fianchi del piano inclinato.

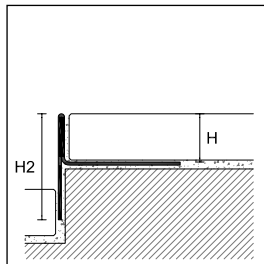
GPS3/ è disponibile nelle versioni in acciaio inox satinato e acciaio inox verniciato nero opaco RAL 9005.

Glass Profile GPS3/ is a stainless steel profile provided with a 2% slope on the shower inner side for a perfect aesthetic solution of the sides of the sloped surface.

GPS3/ is available in satin stainless steel and matt black RAL 9005 colour-coated stainless steel.



GPS3/SX/



GPS3/DX/



GPS4/

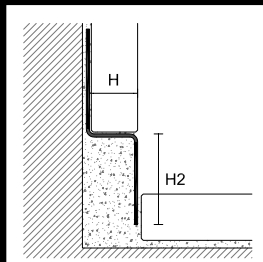


GPS4/DX/10 acciaio inox AISI 304 DIN 1.4301 verniciato nero opaco RAL 9005
GPS4/DX/10 matt black RAL 9005 colour-coated stainless steel AISI 304 DIN 1.4301

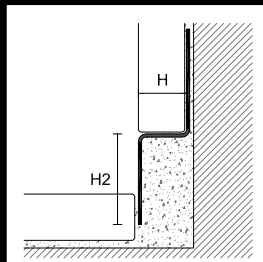
Glass Profile GPS4/ è un profilo in acciaio inox provvisto sul lato interno della doccia di pendenza al 2%. Risolve perfettamente il collegamento tra pavimento inclinato e rivestimento eliminando il taglio obliquo della piastrella.

GPS4/ è disponibile nelle versioni in acciaio inox satinato e acciaio inox verniciato nero opaco RAL 9005.

Glass Profile GPS4/ is a stainless steel profile provided with a 2% slope on the shower inner side. It connects the sloped floor and the covering perfectly, thus avoiding the oblique cut of the tiles. GPS4/ is available in satin stainless steel and matt black RAL 9005 colour-coated stainless steel.



GPS4/SX/



GPS4/DX/

GPS5/



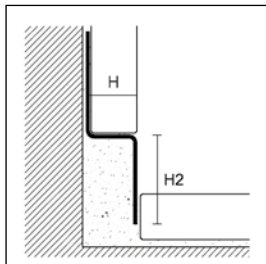
GPS5/30 acciaio inox satinato AISI 304 DIN 1.4301
GPS5/30 satin stainless steel AISI 304 DIN 1.4301

Glass Profile GPS5/ è un profilo in acciaio inox da posizionare a rivestimento, sopra la canalina doccia con piano inclinato, per evitare di tagliare le piastrelle a misura.

GPS5/ è disponibile nelle versioni in acciaio inox satinato e acciaio inox verniciato nero opaco RAL 9005.

Glass Profile GPS5/ is a stainless steel profile to be positioned on the wall covering, above the shower drain with sloped surface, in order to avoid the cut of the tiles.

GPS5/ is available in satin stainless steel and matt black RAL 9005 colour-coated stainless steel.



GPS5/

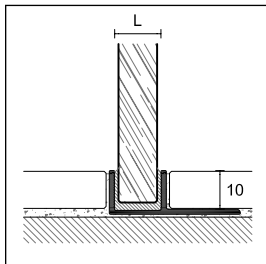
GU/ - TGU/



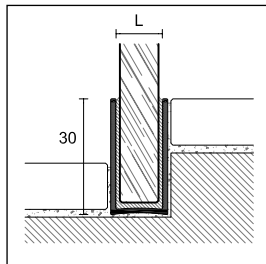
GU/ e TGU/ sono dei profili in alluminio anodizzato adatti ad essere utilizzati per l'inserimento di pareti di separazione in vetro per docce a filo pavimento.

GU/ and TGU/ are anodised aluminium profiles suitable for the insertion of glass walls of floor-level showers.

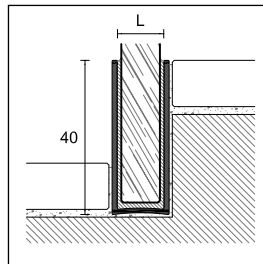
GU/40/12 + TGU/12 alluminio anodizzato argento
GU/40/12 + TGU/12 silver anodised aluminium



TGU/



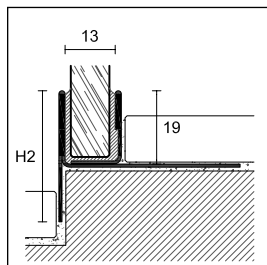
GU/30/



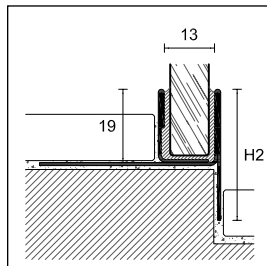
GU/40/



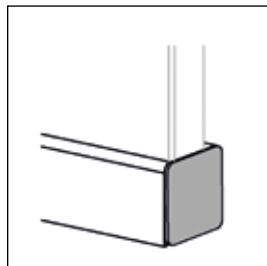
GPS1/



GPS1/DX/19



GPS1/SX/19



GPS/6

ART.

GPS1/ /19

	DX	SX	DX	SX	DX	SX	DX	SX
lunghezza - length cm	98		120		148		200	
H2 mm	34		37		42		60	

ACCIAIO - STAINLESS STEEL

acciaio inox satinato
AISI 304 DIN 1.4301
satin stainless steel
AISI 304 DIN 1.4301



31505 31507

31515 31517

31525 31527

31535 31537

ACCIAIO VERNICIATO NERO OPACO - MATT BLACK COLOUR-COATED STAINLESS STEEL

acciaio inox
AISI 304 DIN 1.4301 verniciato
nero opaco RAL 9005
matt black RAL 9005 colour-
coated stainless steel AISI
304 DIN 1.4301



31506 31508

31516 31518

31526 31528

- -



GPS1/DX/19



GPS1/SX/19

TERMINALE - END CAP

ART.

GPS/6

ACCIAIO - STAINLESS STEEL

acciaio inox satinato
AISI 304 DIN 1.4301
satin stainless steel
AISI 304 DIN 1.4301



31564

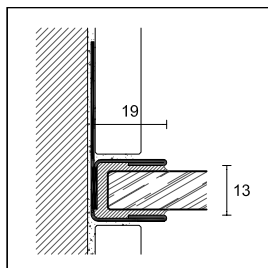
ACCIAIO VERNICIATO NERO OPACO - MATT BLACK COLOUR-COATED STAINLESS STEEL

acciaio inox
AISI 304 DIN 1.4301 verniciato
nero opaco RAL 9005
matt black RAL 9005 colour-coated stain-
less steel AISI 304 DIN 1.4301



31566

GPS2/



GPS2/19

ART.	GPS2/		
lunghezza - length cm	210		
H	10	12,5	19

ACCIAIO - STAINLESS STEEL

acciaio inox satinato AISI 304 DIN 1.4301 satin stainless steel AISI 304 DIN 1.4301		31541	31542	31543
--	--	-------	-------	-------

ACCIAIO VERNICIATO NERO OPACO - MATT BLACK COLOUR-COATED STAINLESS STEEL

acciaio inox AISI 304 DIN 1.4301 verniciato nero opaco RAL 9005 matt black RAL 9005 colour- coated stainless steel AISI 304 DIN 1.4301		31546	31547	31545
---	--	-------	-------	-------

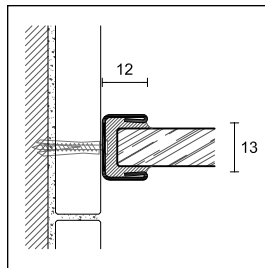
ART.	GPS2/		
lunghezza - length cm	250		
H	10	12,5	19

ACCIAIO - STAINLESS STEEL

acciaio inox satinato AISI 304 DIN 1.4301 satin stainless steel AISI 304 DIN 1.4301		31548	31549	31544
--	--	-------	-------	-------

PER TERMINALE VEDI GPS/6 A PAG.14

GPS14/



GPS14/12

ART.	GPS14/12	
lunghezza - length cm	210	250

ACCIAIO - STAINLESS STEEL

acciaio inox satinato AISI 304 DIN 1.4301 satin stainless steel AISI 304 DIN 1.4301		32000	32001
--	--	-------	-------

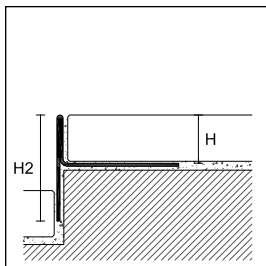


guarnizioni fermavetro in silicone trasparente
transparent silicone glazing beads

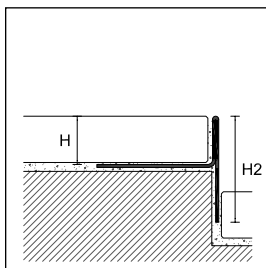
GUARNIZIONE FERMAVETRO IN SILICONE TRASPARENTE TRANSPARENT SILICONE GLAZING BEADS

ART.	misura - measures	
GG/2	spessore 2 mm thickness 2 mm	31590
GG/3	spessore 3 mm thickness 3 mm	31592
GG/4	spessore 4 mm thickness 4 mm	31594

GPS3/



GPS3/DX/



GPS3/SX/

lunghezza = 98 cm - length = 98 cm

ART.	finitura - finishing		H	H2	DX	SX
ACCIAIO - STAINLESS STEEL						
GPS3/10	acciaio inox satinato AISI 304 DIN 1.4301 <i>satin stainless steel</i> AISI 304 DIN 1.4301		10	25	31615	31617
GPS3/11	acciaio inox satinato AISI 304 DIN 1.4301 <i>satin stainless steel</i> AISI 304 DIN 1.4301		11	26	31619	31620
GPS3/12	acciaio inox satinato AISI 304 DIN 1.4301 <i>satin stainless steel</i> AISI 304 DIN 1.4301		12,5	27,5	31625	31627
ACCIAIO VERNICIATO NERO OPACO - MATT BLACK COLOUR-COATED STAINLESS STEEL						
GPS3/10	acciaio inox AISI 304 DIN 1.4301 verniciato nero opaco RAL 9005 <i>matt black RAL 9005 colour-coated</i> <i>stainless steel AISI 304 DIN 1.4301</i>		10	25	31616	31618
GPS3/11	acciaio inox AISI 304 DIN 1.4301 verniciato nero opaco RAL 9005 <i>matt black RAL 9005 colour-coated</i> <i>stainless steel AISI 304 DIN 1.4301</i>		11	26	31629	31630
GPS3/12	acciaio inox AISI 304 DIN 1.4301 verniciato nero opaco RAL 9005 <i>matt black RAL 9005 colour-coated</i> <i>stainless steel AISI 304 DIN 1.4301</i>		12,5	27,5	31626	31628

lunghezza = 120 cm - length = 120 cm

ART.	finitura - finishing		H	H2	DX	SX
ACCIAIO - STAINLESS STEEL						
GPS3/10	acciaio inox satinato AISI 304 DIN 1.4301 <i>satin stainless steel</i> AISI 304 DIN 1.4301		10	28	31645	31647
GPS3/11	acciaio inox satinato AISI 304 DIN 1.4301 <i>satin stainless steel</i> AISI 304 DIN 1.4301		11	29	31649	31650
GPS3/12	acciaio inox satinato AISI 304 DIN 1.4301 <i>satin stainless steel</i> AISI 304 DIN 1.4301		12,5	30,5	31655	31657
ACCIAIO VERNICIATO NERO OPACO - MATT BLACK COLOUR-COATED STAINLESS STEEL						
GPS3/10	acciaio inox AISI 304 DIN 1.4301 verniciato nero opaco RAL 9005 <i>matt black RAL 9005 colour-coated</i> <i>stainless steel AISI 304 DIN 1.4301</i>		10	28	31646	31648
GPS3/11	acciaio inox AISI 304 DIN 1.4301 verniciato nero opaco RAL 9005 <i>matt black RAL 9005 colour-coated</i> <i>stainless steel AISI 304 DIN 1.4301</i>		11	29	31652	31654
GPS3/12	acciaio inox AISI 304 DIN 1.4301 verniciato nero opaco RAL 9005 <i>matt black RAL 9005 colour-coated</i> <i>stainless steel AISI 304 DIN 1.4301</i>		12,5	30,5	31656	31658

GPS3/



GPS3/DX/



GPS3/SX/

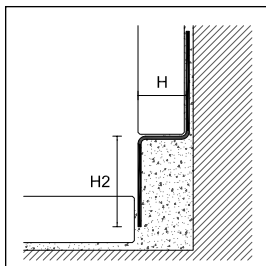
lunghezza = 148 cm - length = 148 cm

ART.	finitura - finishing		H	H2	DX	SX
ACCIAIO - STAINLESS STEEL						
GPS3/10	acciaio inox satinato AISI 304 DIN 1.4301 <i>satin stainless steel AISI 304 DIN 1.4301</i>		10	33	31675	31677
GPS3/11	acciaio inox satinato AISI 304 DIN 1.4301 <i>satin stainless steel AISI 304 DIN 1.4301</i>		11	34	31679	31680
GPS3/12	acciaio inox satinato AISI 304 DIN 1.4301 <i>satin stainless steel AISI 304 DIN 1.4301</i>		12,5	35,5	31685	31687
ACCIAIO VERNICIATO NERO OPACO - MATT BLACK COLOUR-COATED STAINLESS STEEL						
GPS3/10	acciaio inox AISI 304 DIN 1.4301 verniciato nero opaco RAL 9005 <i>matt black RAL 9005 colour-coated stainless steel AISI 304 DIN 1.4301</i>		10	33	31676	31678
GPS3/11	acciaio inox AISI 304 DIN 1.4301 verniciato nero opaco RAL 9005 <i>matt black RAL 9005 colour-coated stainless steel AISI 304 DIN 1.4301</i>		11	34	31682	31684
GPS3/12	acciaio inox AISI 304 DIN 1.4301 verniciato nero opaco RAL 9005 <i>matt black RAL 9005 colour-coated stainless steel AISI 304 DIN 1.4301</i>		12,5	35,5	31686	31688

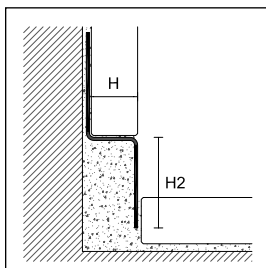
lunghezza = 200 cm - length = 200 cm

ART.	finitura - finishing		H	H2	DX	SX
ACCIAIO - STAINLESS STEEL						
GPS3/10	acciaio inox satinato AISI 304 DIN 1.4301 <i>satin stainless steel AISI 304 DIN 1.4301</i>		10	51	31694	31695
GPS3/12	acciaio inox satinato AISI 304 DIN 1.4301 <i>satin stainless steel AISI 304 DIN 1.4301</i>		12,5	53,5	31698	31699

GPS4/



GPS4/DX/



GPS4/SX/

lunghezza = 98 cm - length = 98 cm

ART.	finitura - finishing		H	H2	DX	SX
ACCIAIO - STAINLESS STEEL						
GPS4/10	acciaio inox satinato AISI 304 DIN 1.4301 satin stainless steel AISI 304 DIN 1.4301		10	23	31715	31717
GPS4/11	acciaio inox satinato AISI 304 DIN 1.4301 satin stainless steel AISI 304 DIN 1.4301		11	23	31716	31718
GPS4/12	acciaio inox satinato AISI 304 DIN 1.4301 satin stainless steel AISI 304 DIN 1.4301		12,5	23	31725	31727
ACCIAIO VERNICIATO NERO OPACO - MATT BLACK COLOUR-COATED STAINLESS STEEL						
GPS4/10	acciaio inox AISI 304 DIN 1.4301 verniciato nero opaco RAL 9005 matt black RAL 9005 colour-coated stainless steel AISI 304 DIN 1.4301		10	23	31719	31720
GPS4/11	acciaio inox AISI 304 DIN 1.4301 verniciato nero opaco RAL 9005 matt black RAL 9005 colour-coated stainless steel AISI 304 DIN 1.4301		11	23	31722	31724
GPS4/12	acciaio inox AISI 304 DIN 1.4301 verniciato nero opaco RAL 9005 matt black RAL 9005 colour-coated stainless steel AISI 304 DIN 1.4301		12,5	23	31726	31728

lunghezza = 120 cm - length = 120 cm

ART.	finitura - finishing		H	H2	DX	SX
ACCIAIO - STAINLESS STEEL						
GPS4/10	acciaio inox satinato AISI 304 DIN 1.4301 satin stainless steel AISI 304 DIN 1.4301		10	26	31745	31747
GPS4/11	acciaio inox satinato AISI 304 DIN 1.4301 satin stainless steel AISI 304 DIN 1.4301		11	26	31746	31748
GPS4/12	acciaio inox satinato AISI 304 DIN 1.4301 satin stainless steel AISI 304 DIN 1.4301		12,5	26	31755	31757
ACCIAIO VERNICIATO NERO OPACO - MATT BLACK COLOUR-COATED STAINLESS STEEL						
GPS4/10	acciaio inox AISI 304 DIN 1.4301 verniciato nero opaco RAL 9005 matt black RAL 9005 colour-coated stainless steel AISI 304 DIN 1.4301		10	26	31749	31750
GPS4/11	acciaio inox AISI 304 DIN 1.4301 verniciato nero opaco RAL 9005 matt black RAL 9005 colour-coated stainless steel AISI 304 DIN 1.4301		11	26	31752	31754
GPS4/12	acciaio inox AISI 304 DIN 1.4301 verniciato nero opaco RAL 9005 matt black RAL 9005 colour-coated stainless steel AISI 304 DIN 1.4301		12,5	26	31756	31758

GPS4/



GPS4/DX/



GPS4/SX/

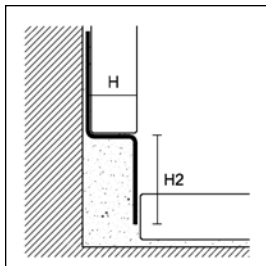
lunghezza = 148 cm - length = 148 cm

ART.	finitura - finishing		H	H2	DX	SX
ACCIAIO - STAINLESS STEEL						
GPS4/10	acciaio inox satinato AISI 304 DIN 1.4301 <i>satin stainless steel AISI 304 DIN 1.4301</i>		10	31	31775	31777
GPS4/11	acciaio inox satinato AISI 304 DIN 1.4301 <i>satin stainless steel AISI 304 DIN 1.4301</i>		11	31	31776	31778
GPS4/12	acciaio inox satinato AISI 304 DIN 1.4301 <i>satin stainless steel AISI 304 DIN 1.4301</i>		12,5	31	31785	31787
ACCIAIO VERNICIATO NERO OPACO - MATT BLACK COLOUR-COATED STAINLESS STEEL						
GPS4/10	acciaio inox AISI 304 DIN 1.4301 verniciato nero opaco RAL 9005 <i>matt black RAL 9005 colour-coated stainless steel AISI 304 DIN 1.4301</i>		10	31	31779	31780
GPS4/11	acciaio inox AISI 304 DIN 1.4301 verniciato nero opaco RAL 9005 <i>matt black RAL 9005 colour-coated stainless steel AISI 304 DIN 1.4301</i>		11	31	31782	31784
GPS4/12	acciaio inox AISI 304 DIN 1.4301 verniciato nero opaco RAL 9005 <i>matt black RAL 9005 colour-coated stainless steel AISI 304 DIN 1.4301</i>		12,5	31	31786	31800

lunghezza = 200 cm - length = 200 cm

ART.	finitura - finishing		H	H2	DX	SX
ACCIAIO - STAINLESS STEEL						
GPS4/10	acciaio inox satinato AISI 304 DIN 1.4301 <i>satin stainless steel AISI 304 DIN 1.4301</i>		10	49	31794	31795
GPS4/12	acciaio inox satinato AISI 304 DIN 1.4301 <i>satin stainless steel AISI 304 DIN 1.4301</i>		12,5	49	31798	31799







GPS5/



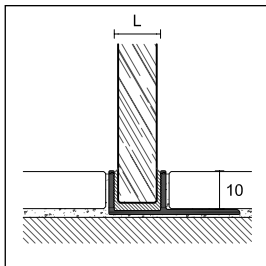
GPS5/



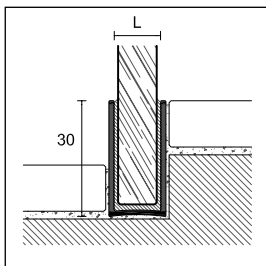
GPS5/

		lunghezza = 125 cm - length = 125 cm		H2		
ART.	finitura - finishing	H	23	33	45	
ACCIAIO - STAINLESS STEEL						
GPS5/10/	acciaio inox satinato AISI 304 DIN 1.4301 <i>satin stainless steel AISI 304 DIN 1.4301</i>		10	31551	31553	31559
GPS5/11/	acciaio inox satinato AISI 304 DIN 1.4301 <i>satin stainless steel AISI 304 DIN 1.4301</i>		11	31563	31572	-
GPS5/12/	acciaio inox satinato AISI 304 DIN 1.4301 <i>satin stainless steel AISI 304 DIN 1.4301</i>		12,5	31555	31557	31561
ACCIAIO VERNICIATO NERO OPACO - MATT BLACK COLOUR-COATED STAINLESS STEEL						
GPS5/10/	acciaio inox AISI 304 DIN 1.4301 verniciato nero opaco RAL 9005 <i>matt black RAL 9005 colour-coated stainless steel AISI 304 DIN 1.4301</i>		10	31567	31568	-
GPS5/11/	acciaio inox AISI 304 DIN 1.4301 verniciato nero opaco RAL 9005 <i>matt black RAL 9005 colour-coated stainless steel AISI 304 DIN 1.4301</i>		11	31570	31571	-
GPS5/12/	acciaio inox AISI 304 DIN 1.4301 verniciato nero opaco RAL 9005 <i>matt black RAL 9005 colour-coated stainless steel AISI 304 DIN 1.4301</i>		12,5	31573	31574	-

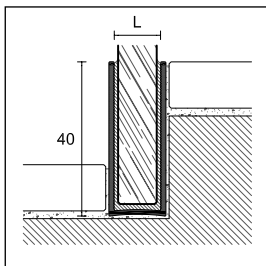
GU/ - TGU/



TGU/



GU/30/



GU/40/

lunghezza = 270 cm - length = 270 cm L

ART.	finitura - finishing	12	14
-------------	-----------------------------	-----------	-----------

ALLUMINIO - ALUMINIUM

TGU/	anodizzato argento silver anodised		67760	67762
-------------	---------------------------------------	---	-------	-------

lunghezza = 270 cm - length = 270 cm L

ART.	finitura - finishing	12	14
-------------	-----------------------------	-----------	-----------

ALLUMINIO - ALUMINIUM

GU/30/	anodizzato argento silver anodised		67770	67772
---------------	---------------------------------------	---	-------	-------

GU/40/	anodizzato argento silver anodised		67780	67782
---------------	---------------------------------------	---	-------	-------





glassprofile



www.profilpas.com



CAMPIONE GRATUITO DI MODICO VALORE NON DESTINATO ALLA VENDITA.
SAMPLE FREE OF CHARGE NOT FOR SALE.

IT

EN